



What's New in 1803

Presented by Dick Evans



Another Update

There will never be another Operating System, just Windows 10, says Microsoft. However, every week they release updates to it. And every six months they release a major update. This latest one is 1803. You are going to get it automatically sometime in the near future.

What version do I have?

Win+R > Type WINVER > Press Enter

A window will pop up showing you which version you have installed

New Buttons on the Left Rail

Link to Documents and Pictures

Click your image to:

- Sign off
- Lock the screen
- Change settings

Settings

More of the Control Panel options included in Settings.

To access Settings:

- From the Start menu, use the link in the left rail (gear icon)
- Win + I
- Notifications > All Settings

Nearby Sharing

Using Bluetooth or Wifi
you can set up sharing
between computers

Settings > System > Shared Experiences

Nearby sharing

Nearby sharing lets you send and receive content with anyone else nearby by using Bluetooth or Wi-Fi

Off

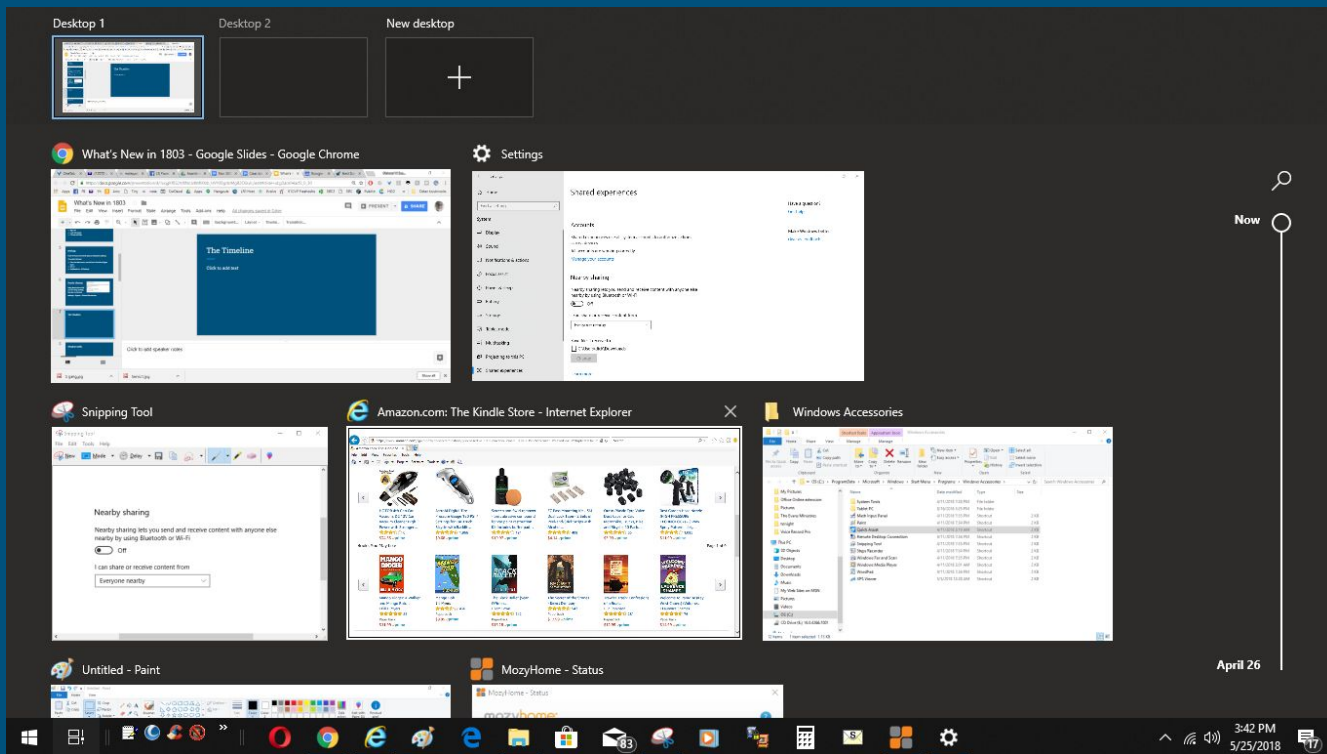
I can share or receive content from

Everyone nearby



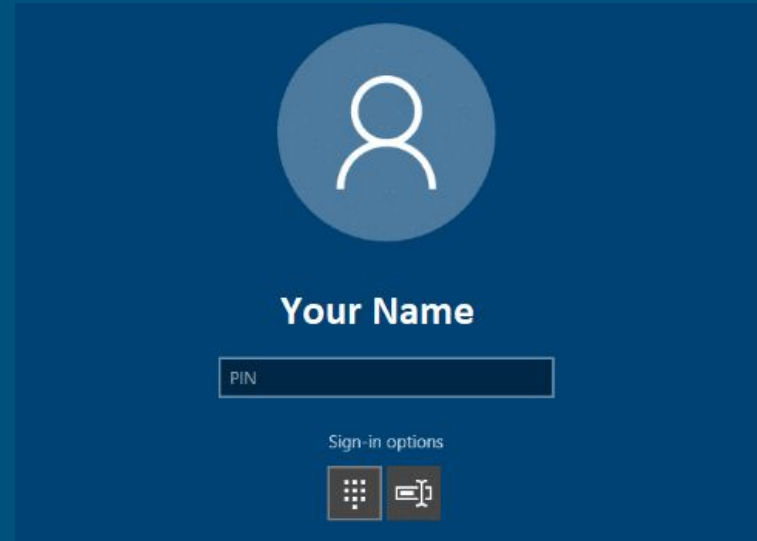
The Timeline

Win+Tab



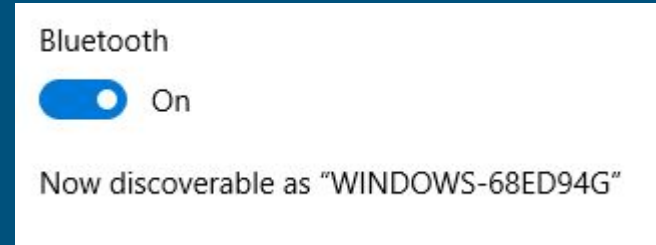
Windows Sign in

On the lock screen
(Win+L) you have a new
option to change your
sign on to a pin number
or a fingerprint



Bluetooth

You can now find and pair with other bluetooth devices




System > Devices > Bluetooth & other devices

Sound

Settings > System > Sound

Test your level and
Your microphone



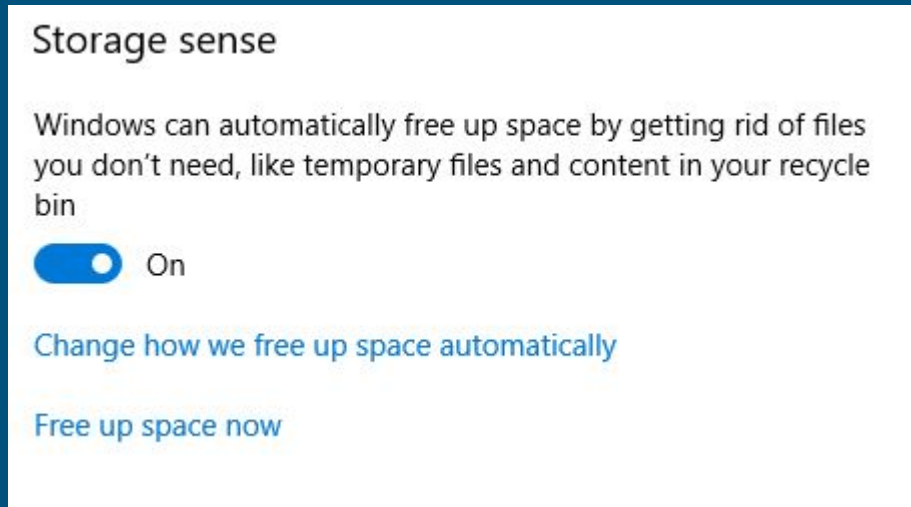
Storage

Can set it to automatically free up space

Settings > System >

Storage > Storage sense > Free up space

Free up Space now to see what will be freed



Free Up Space Now

Now does a much deeper cleaning of unnecessary files

Remove temporary files

Choose which items you'd like to permanently remove to free up disk space.

Remove files

Total selected: 276 MB

Windows upgrade log files 230 MB

Windows upgrade log files contain information that can help identify and troubleshoot problems that occur during Windows installation, upgrade, or servicing. Deleting these files can make it difficult to troubleshoot installation issues.



Windows Defender Antivirus 10.8 MB

Non critical files used by Windows Defender Antivirus



Thumbnails 7.00 MB

Windows keeps a copy of all of your picture, video, and document thumbnails so they can be displayed quickly when you open a folder. If you delete these thumbnails, they will be automatically recreated as needed.



Temporary files 13.4 MB

Apps can store temporary information in specific folders. These can be cleaned up manually if the app does not do it automatically.








Startup

Settings > System >
Apps > Startup

Startup Apps

Apps can be configured to start when you log in. In most cases apps will start minimized or may only start a background task.

Sort by: Name ▾

	Bible Verse Desktop	<input checked="" type="checkbox"/> On Not measured
	Dropbox Dropbox, Inc.	<input type="checkbox"/> Off No impact
	Glary Utilities StartupManager Glarysoft Ltd	<input type="checkbox"/> Off No impact
	Google Chrome Google Inc.	<input type="checkbox"/> Off No impact
	HD Audio Background Process Realtek Semiconductor	<input type="checkbox"/> Off No impact

Recovery

Advanced startup

Start up from a device or disc (such as a USB drive or DVD), change your PC's firmware settings, change Windows startup settings, or restore Windows from a system image. This will restart your PC.

Restart now

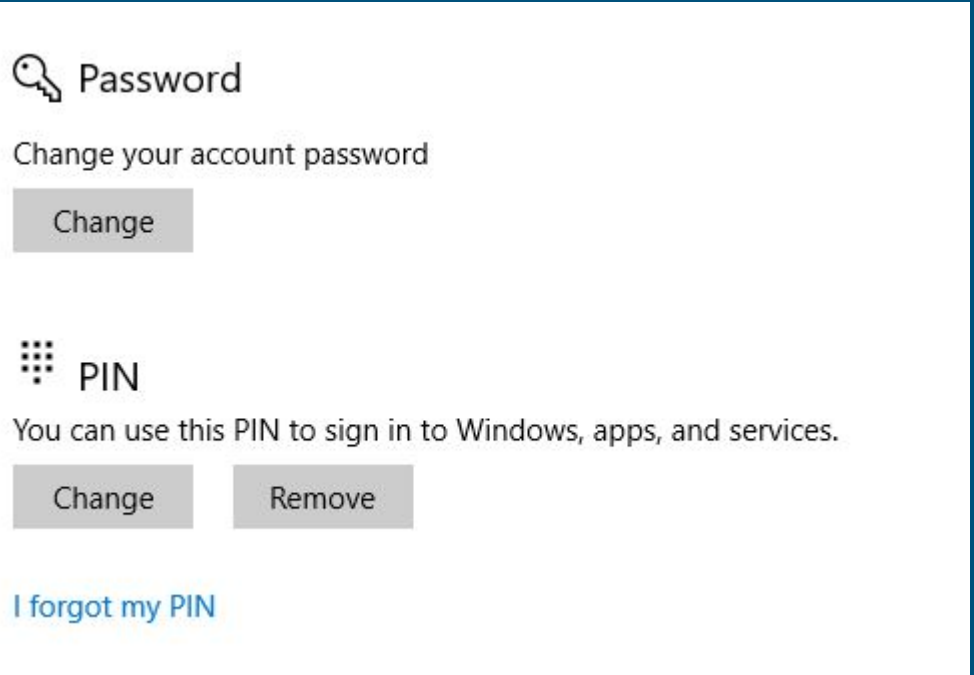
Settings > System > Update & Security > Recovery

Sign In Options

Settings > System >

Accounts >

Sign-in options



Cursor & Pointer Size

Settings > System >
Ease of Access >
Cursor & Pointer size

Make the cursor easier to see when typing

Change cursor thickness



Change pointer size and color

Change pointer size



Change pointer color



Activity History

Settings > System >
Privacy >
Activity History

Activity history

Jump back into what you were doing with apps, docs, or other activities, either on your PC or your phone.

- Let Windows collect my activities from this PC
- Let Windows sync my activities from this PC to the cloud

Review the [Learn more](#) and [Privacy statement](#) for info about activity history, what happens when you send your activity history to Microsoft, and how we respect your privacy.

Forgot Windows 10 Password

If you're using Windows 10, version 1803, and you sign in with your Microsoft Account, and have forgotten your password, select Reset password on the sign-in screen. (This link appears after you enter an incorrect password.) Then Microsoft will give you an opportunity to reset it. It will email you a code that you enter to verify who you are and then you can create a new password.

Recover your account

We can help you reset your password and security info. Enter your Microsoft account and follow the instructions below.

Microsoft account

Enter the characters you see

New | Audio



Type the captcha letters to prove that you're not a robot.
Click Next.

Next

The End

Club website: CCCGC.INFO

Evans:

[Facebook.com/dickevans](https://www.facebook.com/dickevans)

rwevans.com