

# Taming The Start Menu


By Dick Evans, [www.rwevans.com](http://www.rwevans.com)

## Start menu from XP




To open a shortcut on the desktop, double-click it. Some find it difficult to get the double-click to work all the time. Instead, click once and then hit the Enter key on the keyboard--OR--right-click and choose Open.

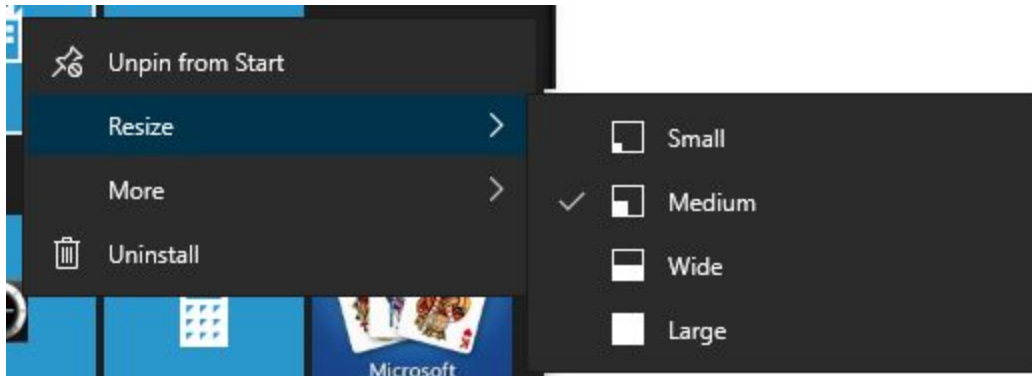
## Start Menu in Windows 10



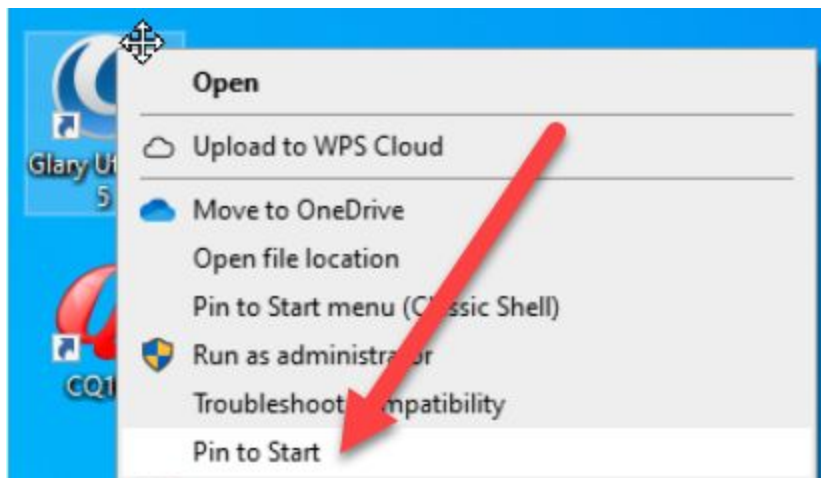
## Groups: Creating and Naming them



## Change Sizes and More



## Remove shortcuts from the desktop



## Speed up your Windows 10 by having fewer Desktop icons

The more desktop items you have, the longer time it takes for Windows 10 to log in to your user account.

<https://tinyurl.com/rsar5cy>

## Customize the Windows 10 Start Menu

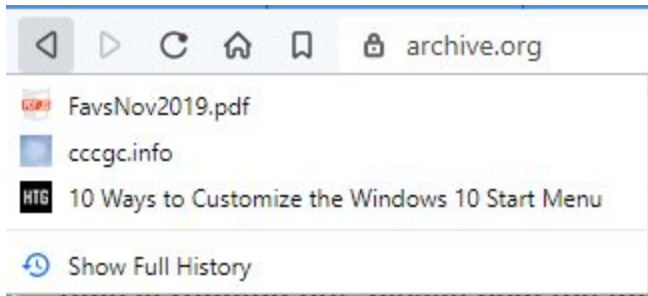
Windows 10 finally brought back the Start menu, and it's more customizable than ever. Here's a quick rundown of all the different ways that you can make the Start menu your own.

<https://tinyurl.com/k4smqxr>

## Browser back vs back list



Click the back button to return to the previous screen



Hold the back button down as choose from the list of recently accessed pages on this tab

Current statistics on browser usage

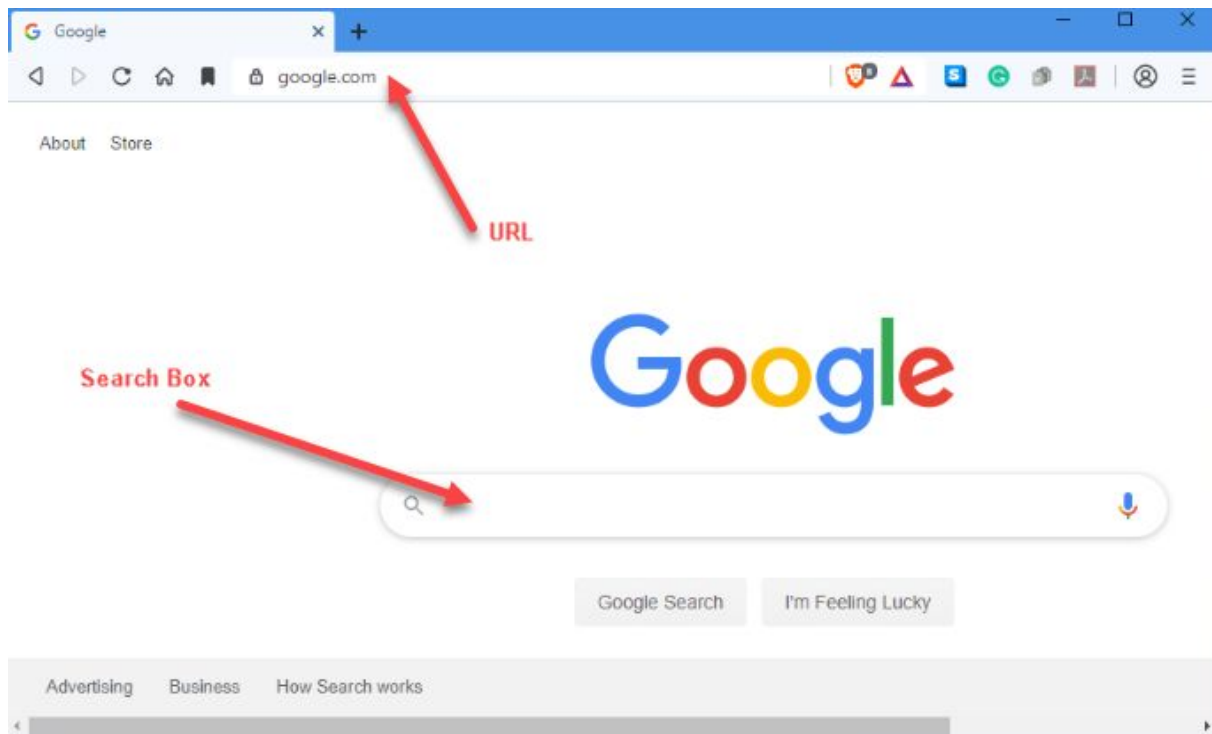
Chrome	65%
Firefox	4%
Edge	2%

I use a new browser called Brave and Opera

Always have at least one more non-Microsoft browser installed. If you are using Edge and it fails you will need a second browser to resolve the problem.

It is time to retire Internet Explorer. It is past its end of life. Use Edge instead or switch to another.

## Search vs URL



Type in the search box to return a list of pages related to what was typed

Ctrl+L and type in the address bar to open the site if a URL was entered. If not the result will be a search as if you typed into the search box

Shortcut: type the site name such as *chevy* and press *Ctrl+Enter*. The browser will add *http://* in front and *.com* after what you typed.

Ctrl+J will open the download list

Shift+Ctrl+T will re-open a closed tab

Shift+Ctrl+B will open or close the Bookmark Bar

Drag URL down to bookmark bar to add to it. Right-click and edit to shorten name.