

June 2018



The Next General Meeting of CCCGC will be **June 5, 2018**

Inside this issue:



## Charlotte Bytes

Editor: A Yvette Pilch  
Asst Editor: Rose Kopeneck

See us on the Web  
[www.cccgc.net](http://www.cccgc.net)

Official Publication of the Charlotte County Computer Group Corp.

PROMOTING COMPUTER LITERACY AND EDUCATION IN CHARLOTTE COUNTY

VOL. XXX

No. VI

President's Platform	1
Events Calendar	2
Officers and Board Directors	2
New Members	3
May Highlights	3
Computer Winner	3
50/50 Winner	4
Door Prize Winners	4
June Volunteer of Month	5
May Presentation	6
Members Baseball Outing	7
2018 Scholarship Awards	8
Techie Tidbits	9-10

### *The President's Platform - Grover Mudd, President CCCGC*

Volunteer of the month for June is **Mary Fleenor**. Mary has volunteered to help with the Beginners Class on meeting nights. We appreciate her help.

I will not be present at the June meeting. My wife and I will be out of town.

**THERE WILL BE NO MEETING IN JULY!**

We will see you in August.

Have a good summer until then.

On May 11, 2018 the Board of Directors approved the change in the Bylaws. The Bylaws will be voted on by the membership at our meeting in August 7. If you wish to receive a copy of the Bylaws before the August meeting, come into the office after the June meeting and the volunteer on the desk will give you a copy.

Grover

**NOTE !!!**

**Beginners Class will meet in the Music Room till further notice.**

Charlotte County  
Computer Group

2280 Aaron Street  
Port Charlotte, FL 33952

Phone: 941-585-0356  
941-625-4175 x244  
E-mail: [office@cccgc.net](mailto:office@cccgc.net)

CCCCGC

**Microsoft®**  
**REGISTERED**  
*Refurbisher*



June 5, Meeting

For more information go to

[www.cccgc.info](http://www.cccgc.info)

View/download Bytes

Please be sure to  
register online for  
classes



**For the latest Classes & Events Calendar**  
**Please click on button below**

 **Events Calendar**

**Officers and Board of**

**Directors for 2018**

**President:** Grover Mudd

**Vice President:** Yvette Pilch

**Secretary:** Lydia Rist

**Treasurer:** Harold Nixon

**Director:** Dick Evans

**Director:** Ron Wallis

**Director:** Donna Whalen

**Director:** Ron Muschong

**Director:** George Kopenc

PROMOTING COMPUTER LITERACY AND EDUCATION IN CHARLOTTE COUNTY

Articles in the Bytes are courtesy  
of the following Tech Sites

**Charlotte County  
Computer Group  
Corp.**

Is a non-profit 501(c)  
3 organization as  
classified by the In-  
ternal Revenue Ser-  
vice.

**TechRegar**  
just tech stuff

We're on  
the Web  
[www.cccgc.net](http://www.cccgc.net)

**DDGDTAL CDTL**



dotTech



**Windows Secrets**  
Everything Microsoft forgot to mention.

**makeuseof**

[www.dickevanstraining.blogspot.com](http://www.dickevanstraining.blogspot.com)

[Into Windows](#)

**daves.computer.tips**



**the How-To Geek**  
Computer Help from your Friendly How-To Geek

 **ghacks.net**

## WELCOME

Judith Brodie  
Kenneth Koslow


## New Members

The Executive Board and Members of CCCGC welcome each of you to the group. We're Here To Help. Membership Has Its Privileges.

If you have any questions, concerns or need computer help, please contact us at the office. We will endeavor to help you any way we can.

### May Meeting Highlights


**Al Rozanski**



**Gail Covey**



**Marlene Voss**





## May Program Highlights

### 50/50 DRAWING

Bernie Higgins

He was happy he won but wasn't sure he should accept the money until the photo was on the record.



### Door Prize Winners

Raphaela Rozanski

Sorry We Missed your Name

Susan Dalson

Ed Tkacik

Robert Sutton



## Charlotte Bytes



### Charlotte County Computer Group

Information: (941) 585-0356

(941) 625-4175 x244

Official publication of the Charlotte County

Computer Group Corporation

2280 Aaron Street

Port Charlotte, FL 33952

## June Volunteer of the Month

Volunteer of the month  
for June 2018 is:

**Mary Fleenor**

Mary has volunteered to help teach the Beginners Class on meeting nights for the past few years. We appreciate her help.





## May Program Presentation Highlights

Dick Evans led the meeting presentation, and held our attention to the very end. He shared information about the following topics:

- ◆ In Windows 10, you can now have two screens open while working on both of them at the same time.
- ◆ Also, scrolling with the mouse you can read more than one line. There are adjustments you can make.
- ◆ Microsoft now put an icon on the desktop for Edge, the Microsoft browser that came with Windows 10.
- ◆ Internet Explorer is still available as a Browser but will eventually the program disappear.
- ◆ Google Chrome now has 54% which is more popular. If you are using Chrome, you can get the extension ad blocker.
- ◆ Microsoft would like convert us to use Paint 3D.
- ◆ Websites that have good deals - Bonanza.com has Microsoft office 2010 for really good price. If you need to reinstall Windows 10, make sure you have the other paid program discs and product keys that are not part of Windows 10.
- ◆ Your download file can accumulate old files. If you want to keep an item, put it in another area of the computer like the Documents file.
- ◆ Using a laptop, you have choices to sleep or hibernate but you should limit times if you are using the battery only.
- ◆ Downloads for Windows 10—Version 1803 are active. To avoid Microsoft from downloading, you can set your machine on metered connection on your internet setting and that will prevent the forced downloading.

- ◆ The Snipping tool can be used to capture a piece of the content you are working with. You can grab a picture or words and save it for a later project.

All of these things can be experienced by learning about to work with them in Windows 10. There is even a new feature about saving your password that will give you hints what it will be. You need to set this up for it to work.





## May Highlights and Other Stuff

May 6, 2018

Charlotte Stone Crabs

Baseball Game w/CCCCG



## CCCCGC Scholarship Program


By Rose Kopenec, Scholarship Rep

Every year the Charlotte County Computer Group Corporation awards a \$1,000 scholarship to one graduating senior from each of the Charlotte County High Schools who has chosen to continue his or her education in the technology field at a Florida college. This year the Board of Directors chose to award the following recipients:

**Nicholas Martin**



**Benjamin Cole**



**Congratulations to these well-deserving future “techies”.  
We wish them well in their future studies.**





## All the Windows 10 keyboard shortcuts you need to know Never use your mouse again.

By Sarah Jacobsson Purewal and Matt Elliott  
July 13, 2017

(<https://www.cnet.com/how-to/all-the-windows-10-keyboard-shortcuts-you-need-to-know/>)

[Windows 10](#) was designed with touchscreens in mind, but Microsoft hasn't forgotten more traditional PC users. The operating system comes with plenty of built-in keyboard shortcuts -- including new shortcuts for the Command Prompt -- for those who prefer a physical keyboard.

Here's a handy list of the most useful keyboard shortcuts for navigating Windows 10. You might also find it useful to know [how to open programs with keyboard shortcuts in Windows 10](#).

### THE BASICS

- **Ctrl + A:** Select all items in a window.
- **Ctrl + C** or **Ctrl + Insert:** Copy selected or highlighted item (e.g. text, images and so on).
- **Ctrl + V** or **Shift + Insert:** Paste selected or highlighted item.
- **Ctrl + X:** Cut selected or highlighted item.
- **Ctrl + Z:** Undo previous action.
- **Ctrl + Y:** Redo action.
- **Ctrl + N:** When File Explorer is your current window, open a new File Explorer window with the same folder path as the current window.
- **Windows key + F1:** Open "how to get help in Windows 10" Bing search in default browser.
- **Alt + F4:** Close the current app or window.
- **Alt + Tab:** Switch between open apps or windows.
- **Shift + Delete:** Delete selected item permanently (skip the Recycle Bin).



Continued....

## Start menu and taskbar

You can use these keyboard shortcuts to open, close and otherwise control the Start menu and the taskbar.

- **Windows key or Ctrl + Esc:** Open Start menu.

**Windows key + X:** Open the [secret Start menu](#).

- **Windows key + T:** Cycle through the apps (including pinned apps) on the taskbar.
- **Windows key + [Number]:** Open the app pinned in the [number] position on the taskbar. For example, if you have Edge pinned in the first position on the taskbar and you click **Windows key + 1**, Edge will open. If the app is already open, a new instance or window will open.
- **Windows key + Alt + [Number]:** Open the right-click menu for the app pinned in the [number] position on the taskbar.
- **Windows key + D:** Show or hide desktop (**Windows key + ,** will display the desktop briefly).

\* \* \* \* \*

**If this has peaked your interest, check out the URL link listed under the title on page 8 for the rest of the list.**

**Happy computing !!!**