

Installing Macrium Reflect

By Dick Evans

There are a number of programs out there to backup to an image your entire hard drive. This one seems to be the best and is the one taught at the club. I also have used EaseUS TODO Free and have found it great as well. This white paper is meant to show you step by step how to download and install the Macrium Reflect program and then how to make a backup, step by step. It is not meant to teach you all the ins and outs of Reflect; just the basics to get the job done.

What you need:

- A Windows computer connected to the internet and plugged into the wall, not on battery power.
- An external or portable hard drive with enough empty space on it to hold all the files on your computer's hard drive.

Download and Install the software

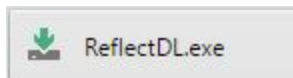
Software

[Free Ccleaner](#)

[Google Photos](#)

[Macrium Reflect Free DL Link](#)

Open a browser and then locate the club's site at <http://cccgc.info>. In the lower right corner locate the **Software** section and click the [Macrium Reflect Free DL Link](#).



It will download a small installation file. It will be in your Downloads folder. Run it.

Select Installation Package

Select Macrium Reflect software to download

Free/Trial software Free

Full software. Enter license key

Download Location & Options

The most appropriate install package will be downloaded for your computer. Click Options to select additional components for subsequent offline installs.

Save to folder ...

Run installer directly after downloading Options

Registration Information

N/A

N/A

Download Information

Selected Download: Reflect Installer Only

OMB of OMB (0%)

Pause

Help Download Close

Click Download

Download Information

Downloading component: Macrium Reflect installer

9.7 MB of 38.6 MB (25 %)

Pause

It will download and then install the latest version of Reflect. The file is about 38mb so it will take a few minutes to download depending on the speed of your internet connection. When the download has finished it will start automatically.

Macrium Reflect Installer

Macrium Reflect

Version: 6.1.1225 (32-bit) Free Edition

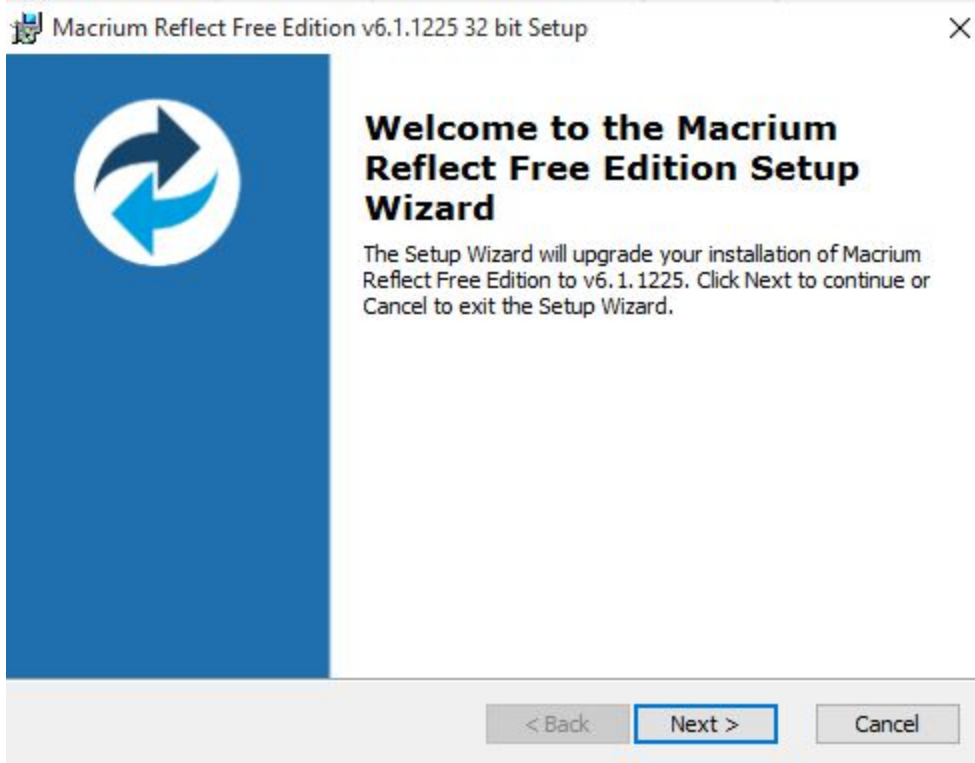
Click 'Next' to extract the setup files and begin installing Reflect.

Log

Next

Cancel

Click **Next** to start the installation. The install will take a few minutes to complete so be patient.



Click **Next** to continue the install

End-User License Agreement

Please read the following license agreement carefully



PLEASE READ THIS LICENSE CAREFULLY. By clicking on the "Agree" button, you acknowledge and agree to be bound by its terms and conditions in relation to your use of Macrium Reflect™ and the Documents. If you do not agree to its terms and conditions, or are unsure about their effect, click on the "Cancel" button.

YOU MAY USE MACRIUM REFLECT™ ONLY FOR YOUR OWN PERSONAL, DOMESTIC PURPOSES. You may not use Macrium Reflect™ in the course of any business, educational or charitable work.

I accept the terms in the License Agreement

I do not accept the terms in the License Agreement

< Back

Next >

Cancel

Click the top radio button to accept the terms, then click **Next**

License key

Please enter your license key



License key

This software is for personal and non-commercial use only. Commercial use of this software is expressly prohibited.

35-GSVB-XWZY-HKXZ-T7ZR-RPF8-7BGM68S

Your Macrium Reflect License key

Back

Next

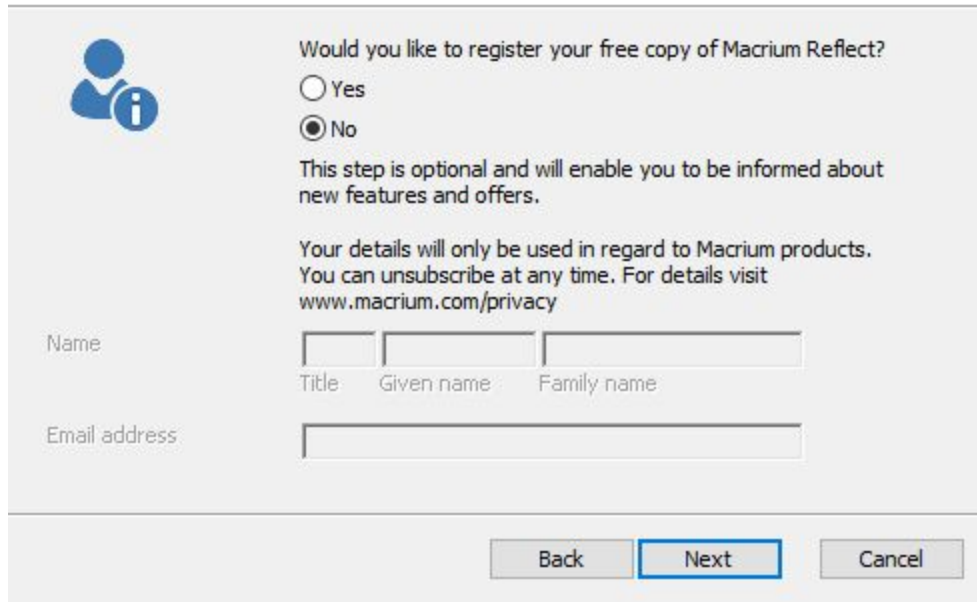
Cancel

The License key is free and already entered for you. **Click Next** to continue.

Registration

Register your free copy of Macrium Reflect

Macrium Reflect



Would you like to register your free copy of Macrium Reflect?

Yes
 No

This step is optional and will enable you to be informed about new features and offers.

Your details will only be used in regard to Macrium products. You can unsubscribe at any time. For details visit www.macrium.com/privacy

Name
Title Given name Family name

Email address

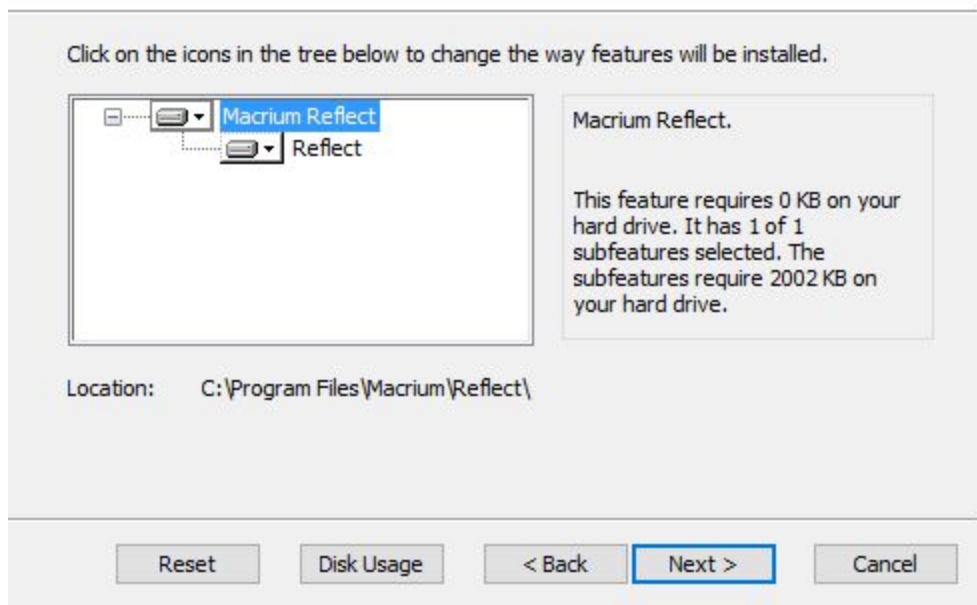
Back Next Cancel

If you would like to receive update information by email from Macrium, click the Yes radio button and enter your name and email address. If not, **click the No radio button**. **Click Next** to continue the install.

Custom Setup

Select the way you want features to be installed.

Macrium Reflect



Click on the icons in the tree below to change the way features will be installed.

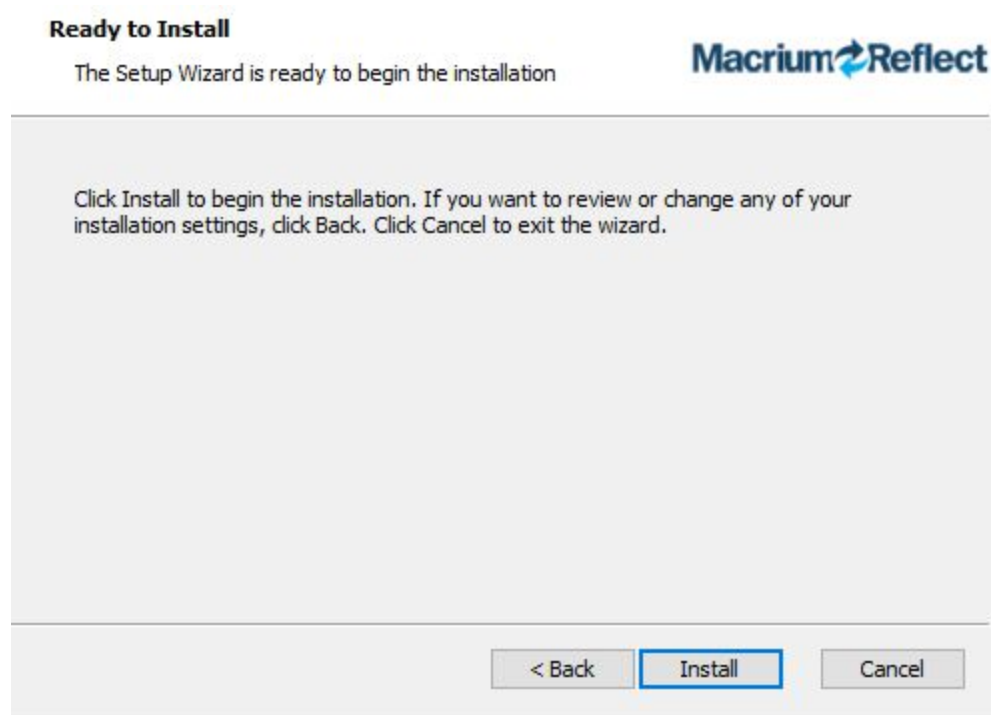
Macrium Reflect Reflect

Macrium Reflect.
This feature requires 0 KB on your hard drive. It has 1 of 1 subfeatures selected. The subfeatures require 2002 KB on your hard drive.

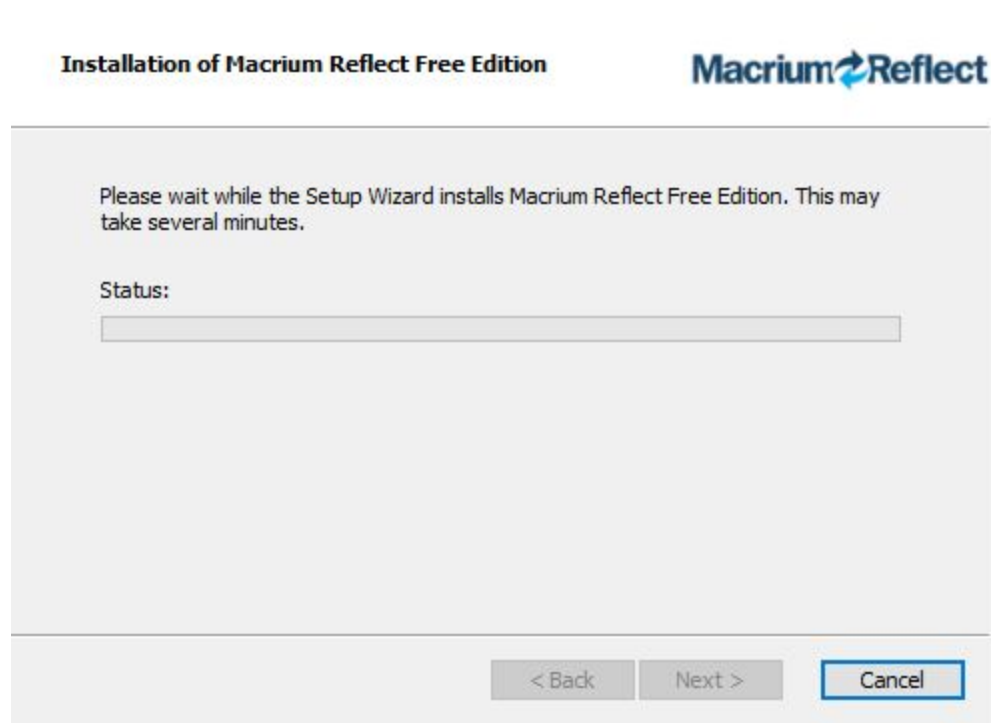
Location: C:\Program Files\Macrium\Reflect\

Reset Disk Usage < Back Next > Cancel

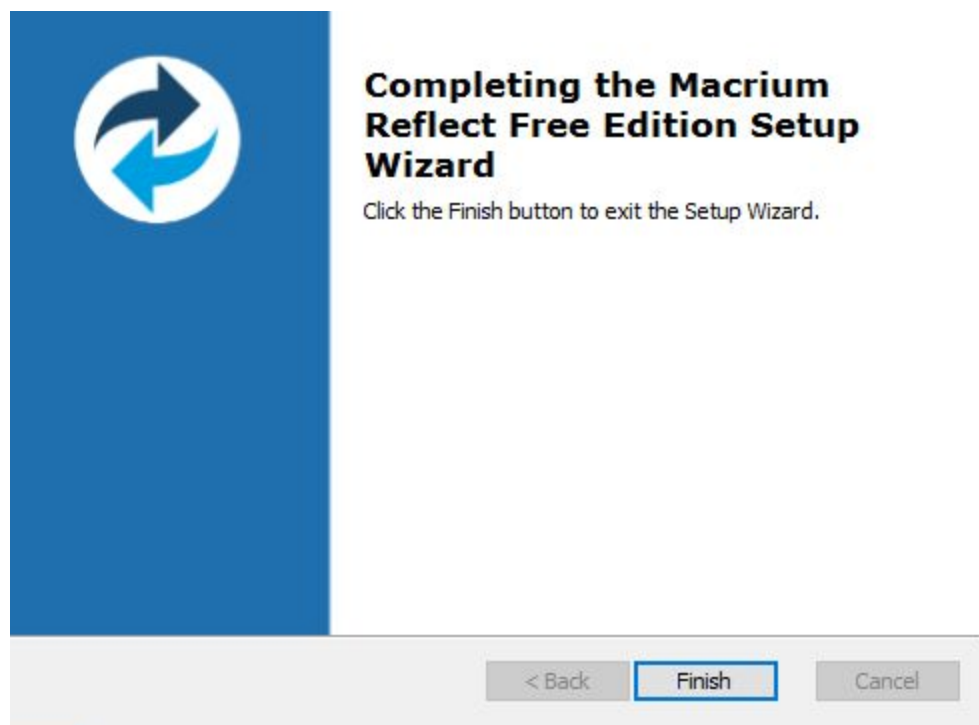
I leave this screen as it is and let it install in its default location on my hard drive. **Click Next** to continue.



Click Install to continue.



Now is the time to be patient while the actual install happens.



The install has finished. **Click Finish** to continue. And you will now see an icon on your desktop to run it.